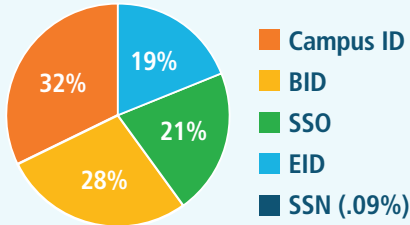


# 2016 Annual Enrollment Report

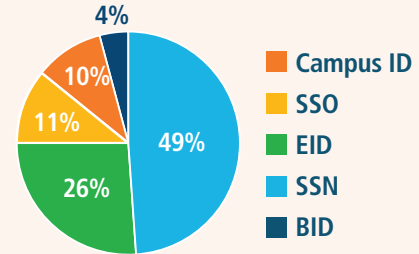
## My UT Benefits Utilization

### 2016

#### Login Methods




### 2015



#### Peak Enrollment Days

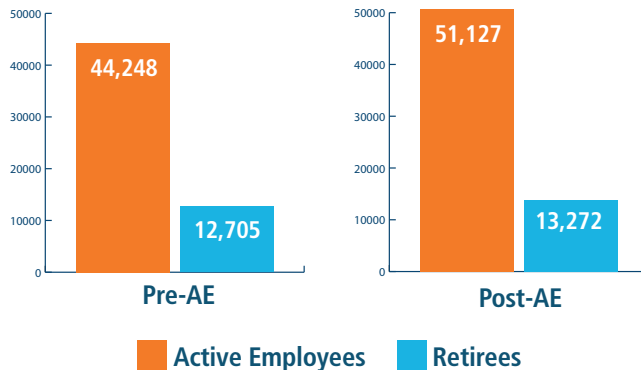


#### Peak Enrollment Times

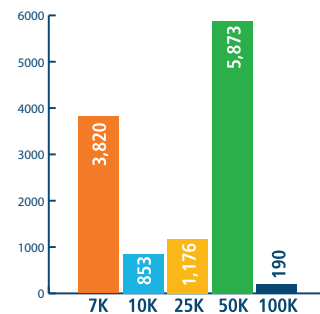


## VGTL Enrollment

#### VGTL Participation



#### Post-AE Retirement Coverage Levels



<sup>1</sup>Average Employee VGTL election is 3X Life.

<sup>2</sup>Post-AE data includes Employee VGTL 1X-3X elections.

<sup>3</sup>VGTL elections as of 8/31/2016.

<sup>1</sup>Average Retiree VGTL election is \$50,000.

<sup>2</sup>VGTL elections as of 8/31/2016.