

Dual Credit Programs in Texas

The Texas Higher Education Coordinating Board (THECB) and the Texas Education Agency (TEA) release annual reports on students who earn dual credit in programs associated with Texas higher education institutions. This brief presents data from 2015 to 2020 and notes differences in the number of dual credit students in programs across Texas, as well as the number of semester credit hours (SCH) earned per student.

It is important to note that the data available can only demonstrate the number of students who earn dual credit—and their SCH earned—within dual credit programs associated with higher education institutions. These students do not necessarily go on to enroll in the institutions where they earned dual credit. Dual credit courses include both academic and technical courses.

KEY FINDINGS

- **The number of students in Texas earning dual credit increased between 2015 and 2020.** The largest gains were seen in the community college sector, with an increase of approximately 60,000 more students earning dual credit in Fall 2020 compared to Fall 2015.
- **The number of semester credit hours earned per dual credit student has increased only slightly.** Generally, each students earned 5 to 6 SCH across most institutions from 2015 to 2020.
- **At University of Texas institutions between AY 2012 and 2022, the percentage of first-time-in-college (FTIC) students entering with a classification above “freshman” increased.** FTIC students entering as sophomores, juniors, or seniors increased by 12 percentage points from AY 2012 to AY 2022.

DUAL CREDIT COMPLETION OF TEXAS HIGH SCHOOL GRADUATES

Source: [Texas Education Agency \(TEA\), Texas Academic Performance Reports \(TAPR\)](#)

Note: The TAPR dual credit data for the 2014-2015 and 2015-2016 academic years was a different metric from subsequent years and is omitted.

The percentage of high school graduates in Texas with dual credits in any subject has increased by 4.7 percentage points since the 2016-2017 school year. Almost a quarter of graduates had dual credit in AY 2020.

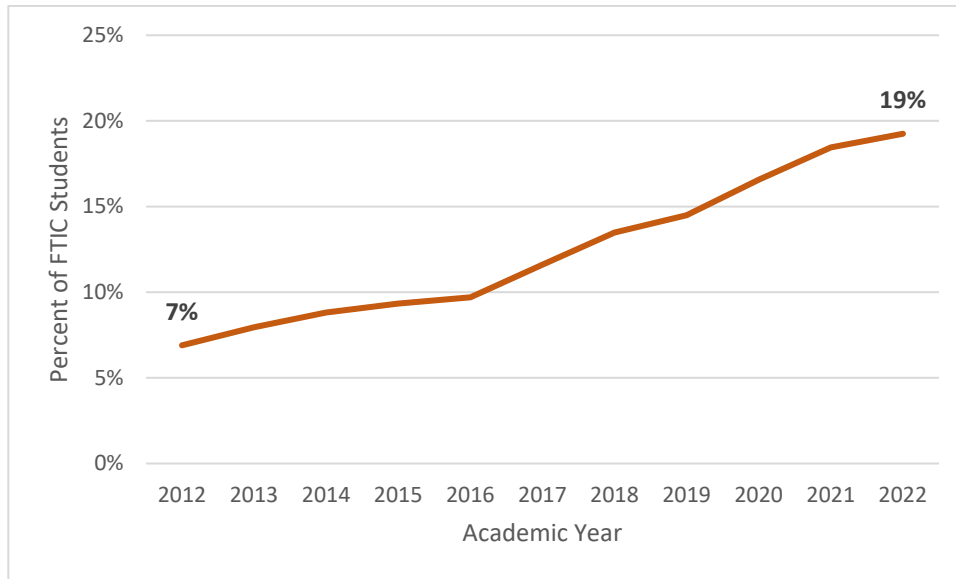
Table 1. Annual Texas High School Graduates with Dual Course Credits in Any Subject, 2017-2020

Academic Year	% of Graduates with Dual Credit
2019-2020	24.6%
2018-2019	23.1%
2017-2018	20.7%
2016-2017	19.9%

CLASSIFICATION OF ENTERING FIRST-TIME-IN-COLLEGE STUDENTS OVER TIME

Source: Texas Higher Education Coordinating Board (THECB), CBM001 Report

Exhibit 1. First-Time-In-College Students at UT Academic Institutions Classified as Non-Freshman (Sophomore, Junior, or Senior), AY 2012-2022



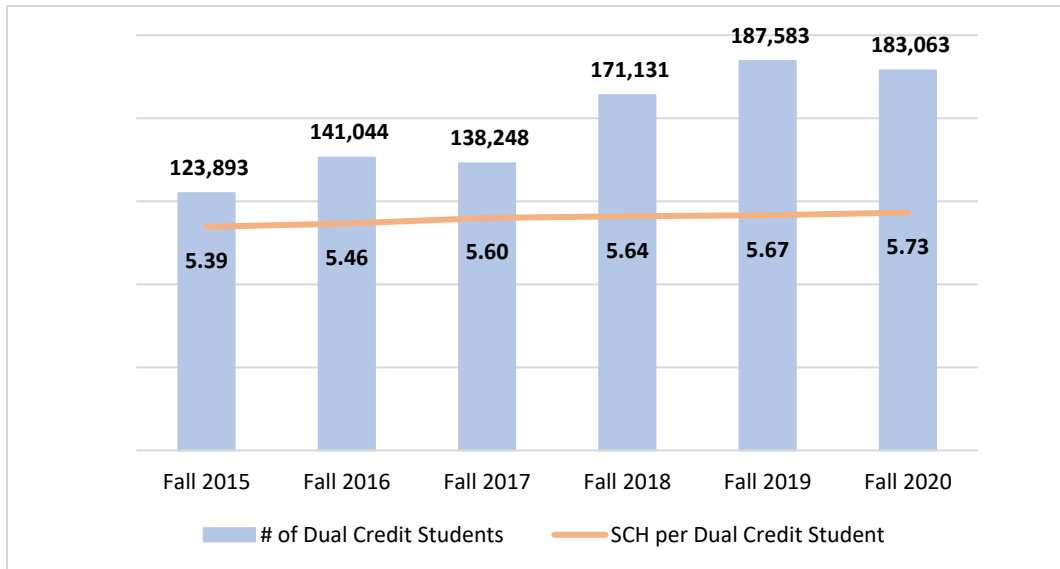
At University of Texas institutions, the percentage of FTIC students entering with a classification above “freshman” increased between AY 2012 and AY 2022. In AY 2012, 7% of FTIC students entered as sophomores, juniors, or seniors. In AY 2022, 19% entered at a level above a freshman, an increase of 12 percentage points.

DUAL CREDIT PROGRAMS IN HIGHER EDUCATION BY SECTOR

Source: [Texas Higher Education Coordinating Board \(THECB\), Dual Credit Data](#)

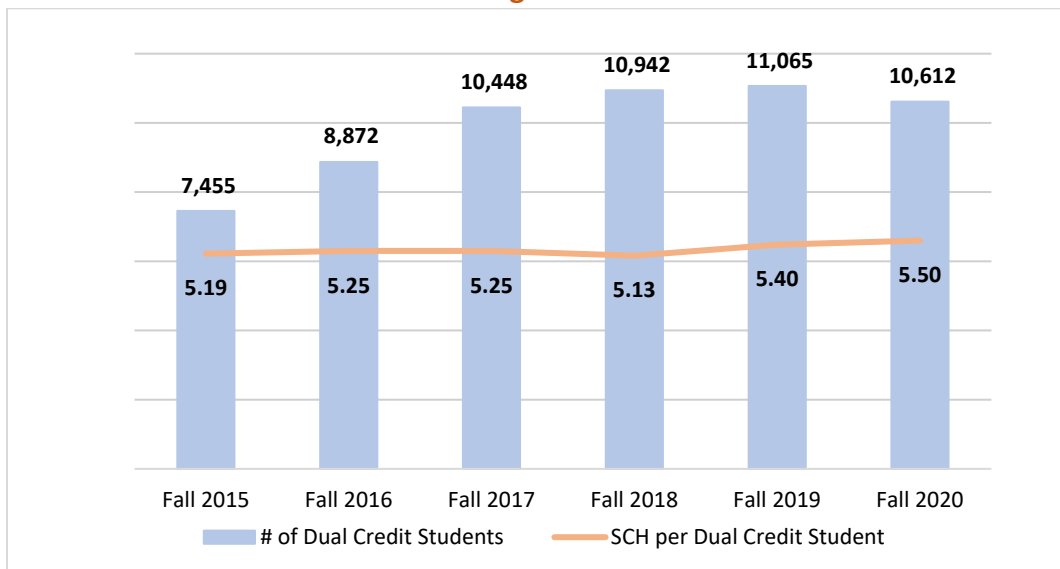
Notes: Community colleges and four-year university sector data exclude Texas State Technical and Lamar State Colleges.

Exhibit 2. Number of Students and SCH per Student at Community College Dual Credit Programs, Fall 2015-through Fall 2020 Cohorts



The number of students completing community college dual credit programs increased by approximately 63,000 students between the Fall 2015 and 2019 cohorts, with a slight drop in the Fall 2020 cohort. There was only a slight increase in the number of semester credit hours earned by these dual credit students over the same time period (0.34 SCH per student).

Exhibit 3. Number of Students and SCH per Student at Four-Year University Dual Credit Programs Fall 2015 through Fall 2020 Cohorts



The number of students completing at four-year university dual credit programs increased by approximately 3,600 students between the Fall 2015 and 2019 cohorts, before a drop in Fall 2020. There was only a slight increase in the number of semester credit hours earned by these dual credit students over the time period (0.31 SCH per student).

HIGHER EDUCATION PROGRAMS WITH THE LARGEST SCH PER DUAL CREDIT STUDENT

Source: [Texas Higher Education Coordinating Board \(THECB\), Dual Credit Data](#)

Aggregating by higher education sector can obscure institutions with higher SCH per student than the sector average. Table 2 provides 15 dual credit programs with the highest SCH per student in Fall 2020. UT Rio Grande Valley led all institutions in Fall 2020 at 10.9 SCH per dual credit student. Central Texas College, Galveston College, Texas A&M International University, and South Texas College all had greater than 7 SCH per dual credit student.

Table 2. Fall 2020 Dual Credit Programs with the Highest SCH per Student (Top 15)

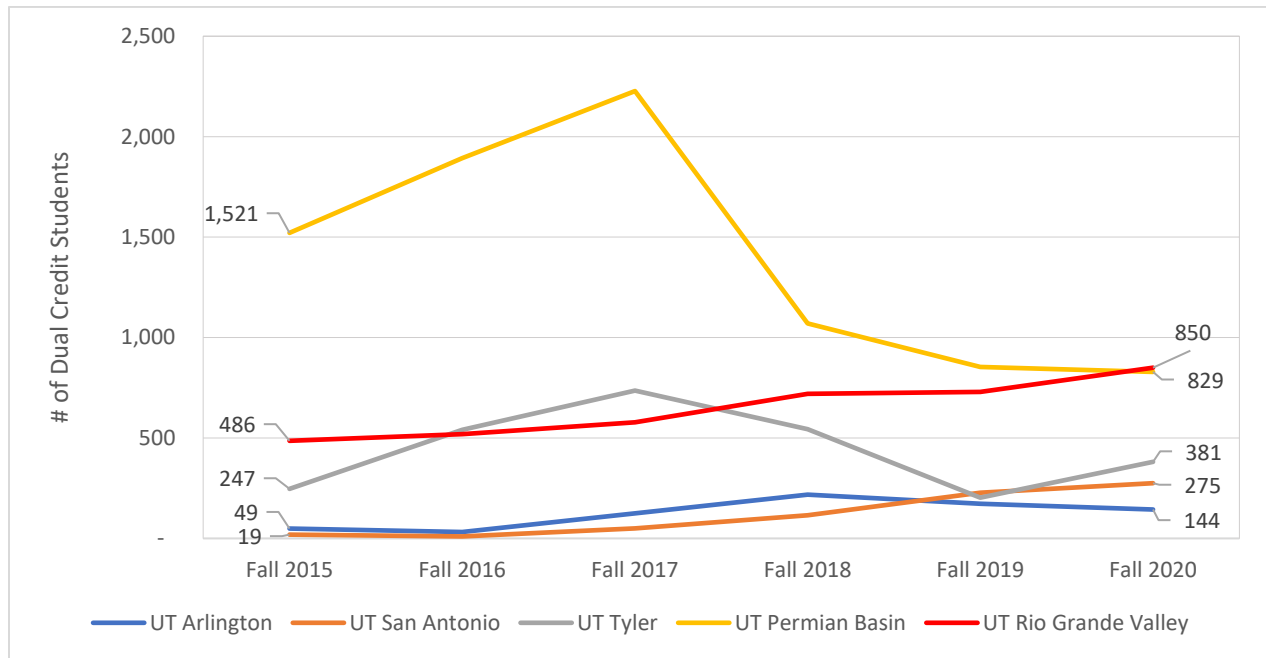
Institution	SCH per Student	Type
The University of Texas - Rio Grande Valley	10.9	Four-Year University
Central Texas College	7.4	Community College
Galveston College	7.4	Community College
Texas A&M International University	7.2	Four-Year University
South Texas College	7.2	Community College
Temple College	6.9	Community College
Tarrant County College District - South Campus	6.9	Community College
San Jacinto CC District	6.7	Community College
Alamo CC District - Palo Alto College	6.7	Community College
College of the Mainland CC District	6.7	Community College
Alamo CC District - Northeast Lakeview College	6.7	Community College
Texarkana College	6.6	Community College
Frank Phillips College	6.5	Community College
Odessa College	6.4	Community College
Lamar State College - Port Arthur	6.3	Technical College

DUAL CREDIT PROGRAMS AT UT SYSTEM INSTITUTIONS

Source: [Texas Higher Education Coordinating Board \(THECB\), Dual Credit Data](#)

Notes: There were no dual credit students enrolled in programs at UT Austin, UT Dallas, or UT El Paso between Fall 2015 and Fall 2020.

**Exhibit 4. Dual Credit Students at UT System Dual Credit Programs
Fall 2015 through Fall 2020 Cohorts**



The number of students completing at UT System dual credit programs increased for all institutions except for UT Permian Basin. While not displayed in this chart, there were no discernable changes in SCH earned by dual credit students at these institutions over this period.

DUAL CREDIT PROGRAMS AT SELECT HIGHER EDUCATION INSTITUTIONS ASSOCIATED WITH LARGE TRANSFERS TO UT SYSTEM INSTITUTIONS

Source: [Texas Higher Education Coordinating Board \(THECB\), Dual Credit Data](#)

In this section, 12 community colleges or community college districts were chosen based on historically large numbers of transfer students who attend UT System institutions. Table 2 highlights changes in the number of students produced by those dual credit programs between Fall 2015 and Fall 2020. Table 3 displays changes in the number of SCH per student produced by the dual credit programs during the same time range.

**Table 3. Number of Students at Select Institution Dual Credit Programs
Fall 2015 through Fall 2020 Cohorts**

Cohort Year	Alamo CC District	Amarillo College	Austin CC	Collin CCC District	Dallas CCC District	El Paso CC District	Houston CC	Lone Star College District	San Jacinto CC District	South Texas College	Tarrant CC District	Texas Southmost College
Fall 2015	10,395	1,992	5,236	3,745	9,434	6,095	5,250	11,251	3,179	14,950	6,494	863
Fall 2016	11,829	2,170	6,081	4,513	11,161	6,931	7,633	12,940	3,580	13,724	7,371	1,462
Fall 2017	12,494	277	6,562	5,555	7,054	6,188	7,095	11,848	4,532	11,531	8,054	2,400
Fall 2018	13,160	2,310	7,080	7,263	17,171	7,638	8,005	15,798	5,584	12,598	8,839	3,222
Fall 2019	13,283	2,123	8,033	8,472	19,747	8,517	8,588	18,701	24,808	13,385	9,730	4,279
Fall 2020	14,083	1,979	8,056	9,619	11,126	9,317	6,992	15,765	6,808	11,979	9,457	4,564
Δ 2015-2020	3,688	(13)	2,820	5,874	1,692	3,222	1,742	4,514	3,629	(2,971)	2,963	3,701

The number of students completing dual credit increased for most of the programs at these institutions. Collin County Community College District had an increase of nearly 5,900 students who completed dual credit in their program, and Lone Star College District increased by more than 4,500 students. Only South Texas College showed a large decrease in students.

**Table 4. SCH per Student at Select Institution Dual Credit Programs
Fall 2015 through Fall 2020 Cohorts**

Cohort Year	Alamo CC District	Amarillo College	Austin CC	Collin CCC District	Dallas CCC District	El Paso CC District	Houston CC	Lone Star College District	San Jacinto CC District	South Texas College	Tarrant CC District	Texas Southmost College
Fall 2015	5.21	4.93	4.98	4.83	5.88	6.08	5.38	5.28	5.83	6.19	4.96	3.45
Fall 2016	5.40	5.22	5.27	5.00	6.12	6.07	5.13	5.45	5.74	6.22	5.23	3.73
Fall 2017	5.97	3.49	5.46	5.01	6.64	5.94	5.43	5.42	5.38	6.53	5.50	4.30
Fall 2018	5.98	5.37	5.37	5.23	5.75	6.22	5.18	5.58	5.66	6.77	5.64	4.24
Fall 2019	5.84	5.53	5.49	5.40	5.69	6.03	5.24	5.45	5.65	7.04	5.37	4.28
Fall 2020	5.95	5.66	5.57	5.46	5.22	6.16	5.01	5.67	6.71	7.15	5.61	4.39
Δ 2015-2020	0.74	0.72	0.59	0.63	(0.66)	0.08	(0.36)	0.38	0.89	0.96	0.65	0.94

The increase in the SCH earned by dual credit students at some institutions outpaced the overall increase among community colleges. As a whole, the community college sector increased by 0.34 SCH per student between Fall 2015 and Fall 2020, while specific institutions increased by more than 0.7 SCH per student during the same time frame. For example, Amarillo College had an increase of 0.72 SCH per student, Alamo Community College District increased by 0.74 SCH, San Jacinto Community College District by 0.89 SCH, Texas Southmost College by 0.94 SCH, and South Texas College by 0.96 SCH per dual credit student.